



lumini Solucoes em Iluminacao LTDA
www.lumini.com.br
Email:laboratorio@lumini.com.br
Tel:+55 11 3437-5555 Fax:+55 11 3437-5555
Address:Rua Ferreira Viana, 716 - Socorro - São Paulo/SP

lumini

LumCAT:

Luminaire: no frame r ring w

LampCAT: modulo led 1W 30K irc 90

Ballast type: LED driver 350mA

Report No:

Voltage(V): 127.8900

Test No:

Current(A): 0.0300

Number of Lamps: 1

Power (W): 1.4840

Lamp flux(lm): 131.0

PF: 0.3880

Length(mm): 65

Width(mm): 65

Phm Type: C

Height(mm): 0

Photometric Results

Lumens(lm): 6.04, Efficiency(%): 4.61% , Luminous Efficacy(lm/W): 4.07

Central intensity(cd): 0.095, Maximum intensity(cd): 2.047

Angle of maximum intensity: C=90.0 γ =76.0

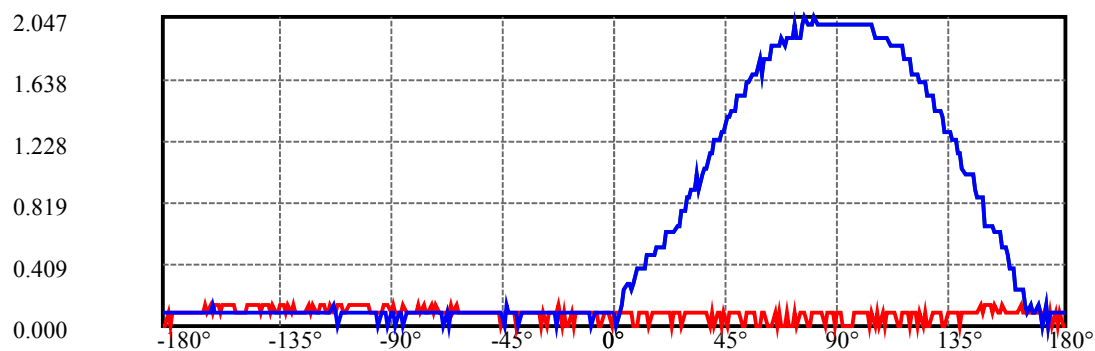
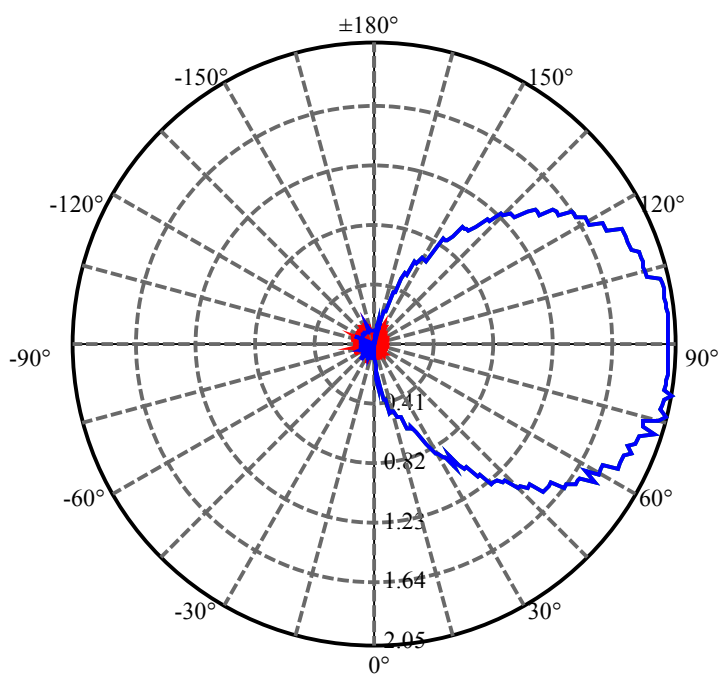
Beam angle of C90 plane : 198.00

Aveage BeamAngle(IEC 61341):180.00

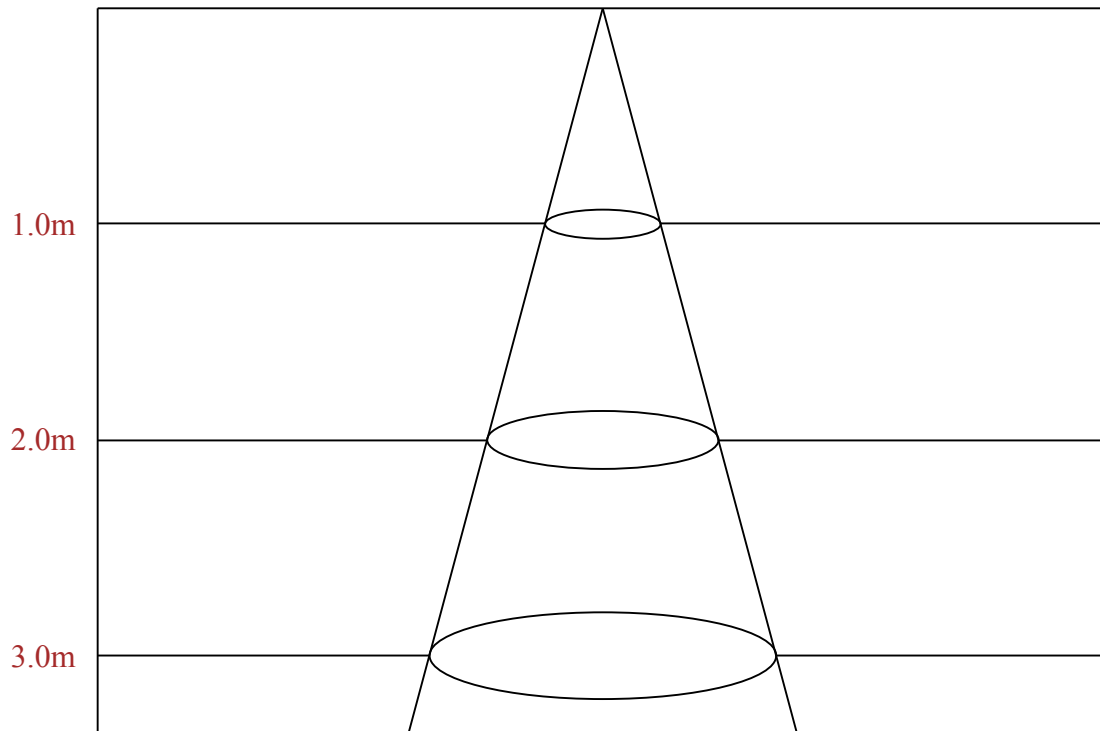
Equipment: equipamento lumini
Temperature(°C): 25.0

Date: 05/06/2025
Humidity(%): 58.0%

Operator: 01
Distance(m): 6.90

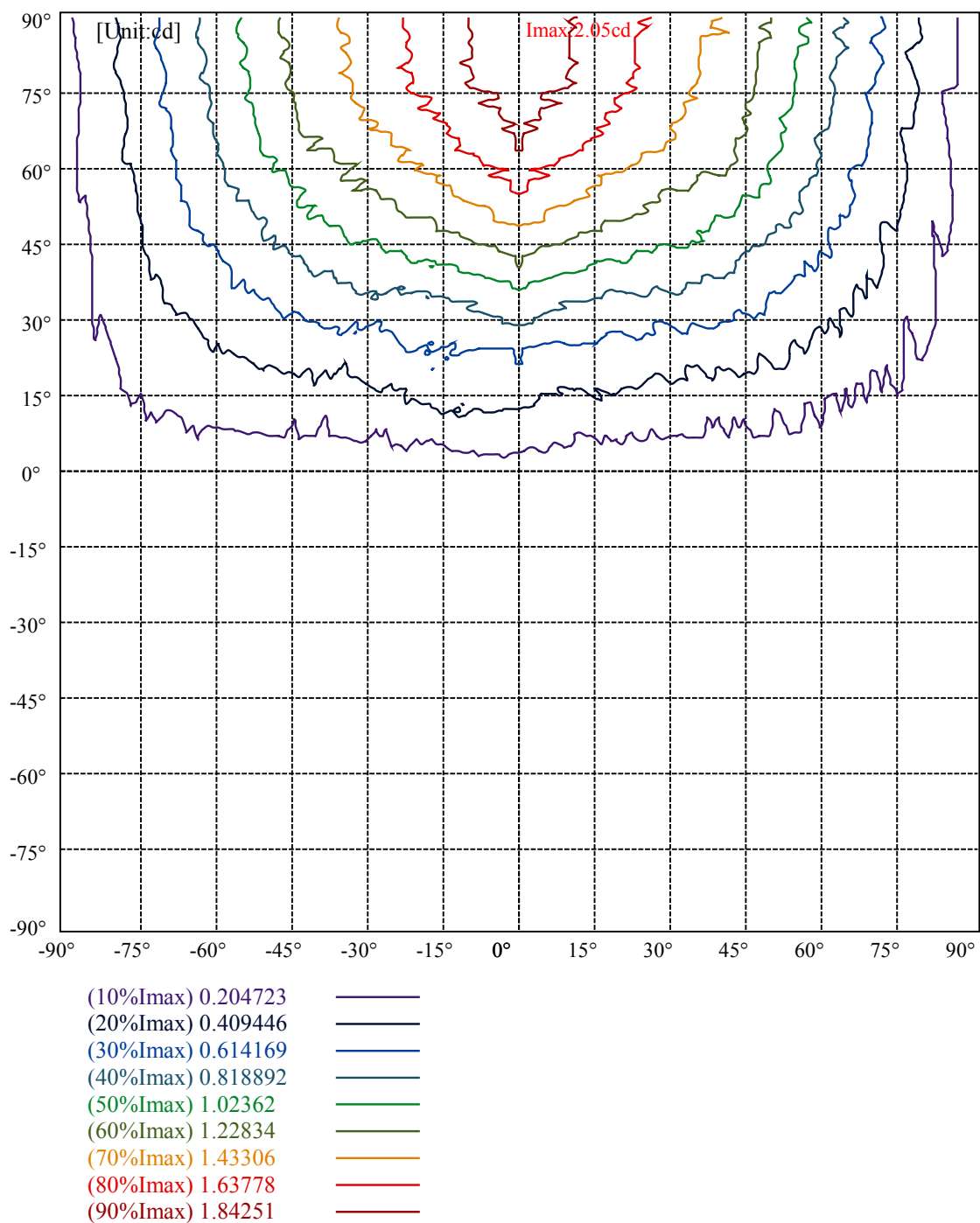


C90(Max): ———
C0/C180: ———
C90/C270: ———



Max , Ave

Beam angle of C90 plane 198.00



lumini

Luminance Limiting Curve(no luminous side)

Appendix Page: 5 Total:6

Luminance Table

γ	45	50	55	60	65	70	75	80	85
C0	0	35	39	45	0	0	87	130	259
C45	287	333	432	496	640	857	1132	1752	3491
C90	462	561	688	834	1040	1318	1829	2790	5430

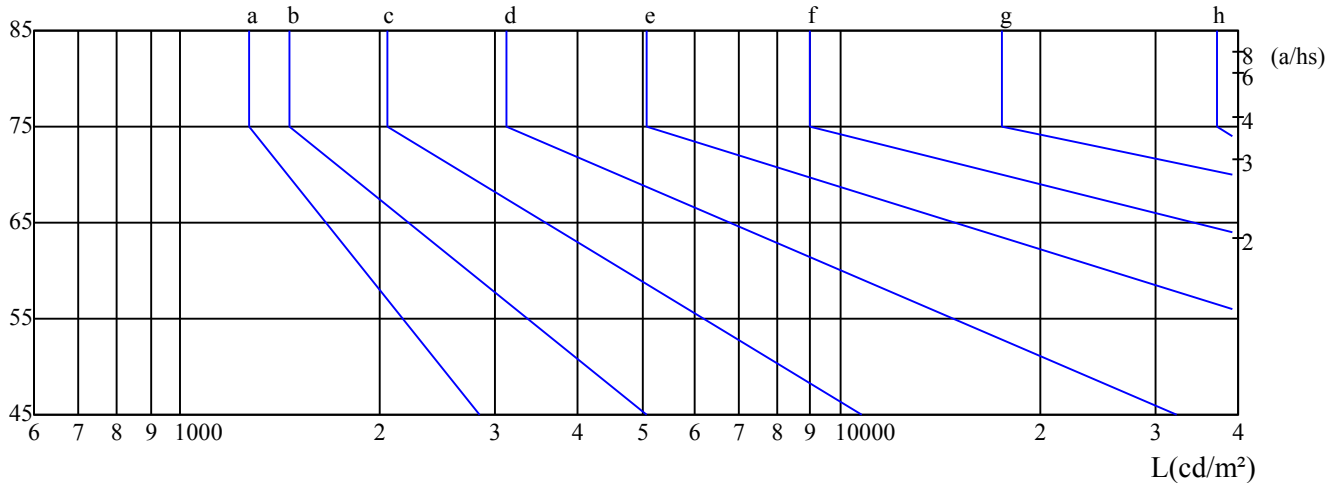
L(Hor)(65)	L(Ver)(65)	L45(65)	L(Hor)(75)	L(Ver)(75)	L45(75)	L(Hor)(85)	L(Ver)(85)	L45(85)
40	547	327	87	958	588	259	2844	1842

Glare Table

Glare	Quality	Service Values Illuminance(lx)							
1.15	A	2000	1000	500	<=300				
1.5	B		2000	1000	500	<=300			
1.85	C			2000	1000	500	<=300		
2.2	D				2000	1000	500	<=300	
2.55	E					2000	1000	500	<=300
		a	b	c	d	e	f	g	h

Luminance Limiting Curve

$\gamma(^{\circ})$



C0 ———

C45 ———

C90 ———

Equipment: equipamento lumini
Temperature($^{\circ}\text{C}$): 25.0

Date: 05/06/2025
Humidity(%): 58.0%

Operator: 01
Distance(m): 6.90

Illumination assessment according UGR											
Rf of Ceiling	70	70	50	50	30	70	70	50	50	30	
Rf of Wall	50	30	50	30	30	50	30	50	30	30	
Rf of Floor	20	20	20	20	20	20	20	20	20	20	
Room dimensions		Viewed crosswise					Viewed endwise				
X	Y										
2H	2H	3.17	4.22	4.07	5.17	6.41	10.52	11.58	11.42	12.53	13.77
	3H	5.28	6.26	6.19	7.22	8.47	14.78	15.76	15.70	16.73	17.97
	4H	6.42	7.36	7.34	8.33	9.58	17.01	17.95	17.94	18.92	20.18
	6H	7.36	8.25	8.29	9.22	10.49	19.49	20.37	20.42	21.35	22.62
	8H	7.90	8.76	8.84	9.74	11.02	20.79	21.65	21.72	22.62	23.90
	12H	8.24	9.08	9.18	10.06	11.34	22.22	23.05	23.16	24.03	25.32
4H	2H	7.35	8.28	8.27	9.25	10.51	11.28	12.21	12.20	13.18	14.44
	3H	9.79	10.63	10.73	11.60	12.89	15.69	16.53	16.63	17.51	18.80
	4H	11.12	11.89	12.07	12.88	14.18	18.17	18.94	19.12	19.93	21.23
	6H	12.20	12.90	13.17	13.91	15.20	20.81	21.51	21.77	22.51	23.81
	8H	12.77	13.43	13.74	14.44	15.74	22.25	22.92	23.23	23.92	25.23
	12H	13.18	13.80	14.16	14.80	16.13	23.87	24.49	24.84	25.48	26.81
8H	4H	13.91	14.57	14.88	15.58	16.88	18.62	19.28	19.59	20.29	21.59
	6H	15.56	16.13	16.54	17.14	18.47	21.52	22.10	22.51	23.11	24.44
	8H	16.43	16.94	17.43	17.97	19.30	23.22	23.73	24.21	24.76	26.09
	12H	17.08	17.53	18.07	18.57	19.89	25.06	25.51	26.05	26.55	27.87
12H	4H	14.80	15.42	15.78	16.42	17.75	18.70	19.31	19.67	20.31	21.64
	6H	16.83	17.34	17.82	18.37	19.70	21.74	22.26	22.74	23.28	24.61
	8H	17.88	18.33	18.87	19.37	20.69	23.48	23.93	24.47	24.97	26.29
Variation with the observer position at spacings:											
S = 1.0H		0.2/-1.7					0.2/-0.8				
S = 1.5H		0.3/-1.5					0.2/-0.8				
S = 2.0H		0.1/-1.4					0.2/-0.6				
Standard tables:		BKBF					BK12				
Uncorrected UGR		6.0					0.6				

依据CIE Publ. 117 计算 UGR, S/H = 0.25